



DR. MEGHNAD SAHA COLLEGE

Recognized by UGC u/s 2(f) & 12 (B)
Affiliated to University of Gour Banga

Website: www.drmscollege.ac.in



NAAC Accredited 'B'
(CGPA 2.42 in Cycle 1)

At - Ranipur
P.O. - Tilna, P.S. - Itahar
Uttar Dinajpur District
West Bengal, India
PIN 733128

Reference No. : 97/MS(Nt.)/24

Date: 24.05.2024

NOTICE

This is to notify that the students studying under CBCS & NEP 2020 are informed that they should create their **Academic Bank of Credits Id (ABC Id)** in the website www.abc.gov.in. The students have to put their Registration No., University Name, Admission year and complete the Registration process.

Without the ABC Id, they won't be able to complete their University Form Fillup process.

(Handwritten signature)
24/05/2024

Vice Principal

Dr. Meghnad Saha College
Ranipur, Tilna, Itahar, U.D.

Enclosed:

- 1) Step-by-step guidelines of signing up ABC Id

Vice-Principal
Dr. Meghnad Saha College
P.O. Tilna, Itahar (Ranipur), U/D



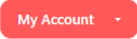

(+91) 03523 277707

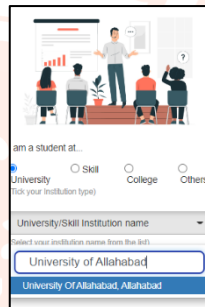


LAT : 25.460298° N

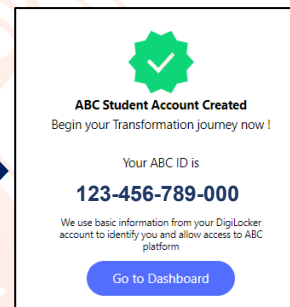
Step-by-step Process to generate Academic Bank of Credits (ABC) ID

OPTION-A: On ABC Portal

- 1) Open official website www.abc.gov.in/
- 2) The Click on **My Account** tab  on right hand of the web-page.
- 3) Select **Student**  Student from the drop-down list and
 - a) If you have account on the **DigiLocker** follow these steps:
 - Sign-in using your details and OTP.
 - b) If you do NOT have account on the **DigiLocker** follow these steps:
 - Click on **Sign-up** for Meri Pehchaan (www.digilocker.meripehchaan.gov.in).
 - Create an account using your *Mobile Number* linked with your **Aadhaar**.
 - Sign-in using your details and OTP.
- 4) After sign-in, select the University tab from the options and search University of Allahabad by in the dropdown-list.
- 5) Click on the University of Allahabad to complete the Registration Process on ABC.
- 6) Please note down and keep your **ABC ID** for future references.

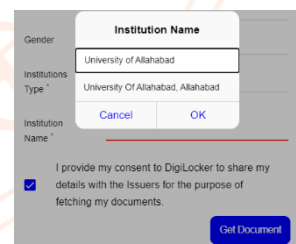
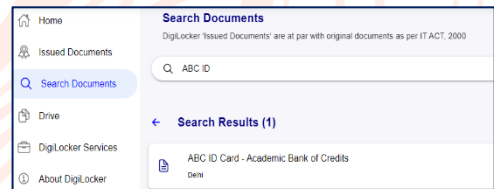


am a student at...
University Skill College Others
Tick your institution type)
University/Skill Institution name
Select your institution name from the list.
University of Allahabad
University Of Allahabad, Allahabad



OPTION-B: On DigiLocker Portal (for those who have DigiLocker account)

- 1) Open official website www.digilocker.gov.in/
- 2) Click on **Search Documents** at the left panel and type '**ABC ID**' in the search column.
- 3) Click on **ABC ID Card- Academic Bank of Credits** in the search results.
- 4) Select **University** from the drop-down list in the **Institution Type** option on your dashboard and click OK.
- 5) Search University of Allahabad in the **Institution Name** option.
- 6) Click on the University of Allahabad from the drop-down list and click OK.
- 7) Check the consent box and click on Get document button.
- 8) Get your ABC ID by clicking the ABC ID Card option from your Issued Documents list.
- 9) Please note down and keep your **ABC ID** for future references.
- 10) Following YouTube video (of DigiLocker) explains the process to generate ABC ID:
www.youtube.com/watch?v=Gw3DUHaJg1c



Gender
Institution Name
University of Allahabad
Institutions Type*
University Of Allahabad, Allahabad
Institution Name:
Cancel OK
I provide my consent to DigiLocker to share my details with the Issuers for the purpose of fetching my documents.

[Get Document](#)

